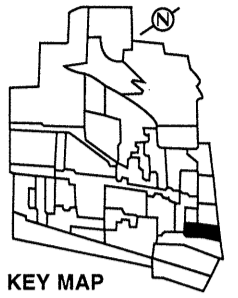


# Character Area 31 The Towers of Westmount

The urban and economic growth of the 1960's jump started the "urban development" of this south sector. Following the revision of the zoning by-law to allow for higher density and commercial activity, entire blocks of houses and buildings (Elm and Wood Avenues) were demolished prompting an outcry from the citizens. Two high-rise multi-use projects began construction almost simultaneously for Expo '67: Westmount Square and Place Alexis Nihon (formerly the baseball grounds of the Royals of Montreal). The former is the work of architect, Mies Van der Rohe, and is a striking example of the International Style. The two remaining projects in this area, both luxury high-rise condominium buildings, were built in the mid to late 1980's.

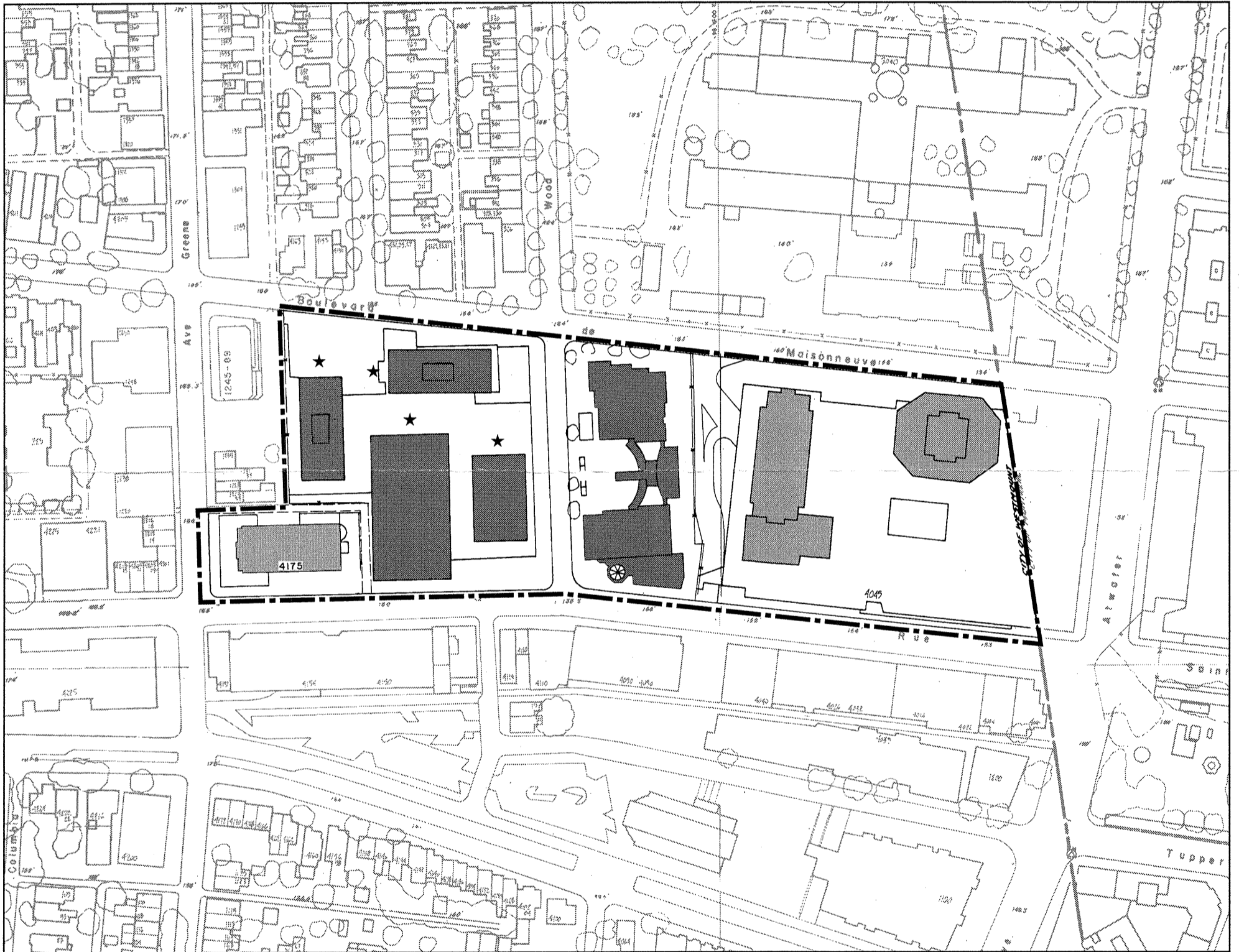
## LEGEND

- Category I**  
Exceptional(★) to Important
- Category II**  
Significant
- Category III**  
Neutral
- Architectural Ensembles**
- Buildings profiled in the 1988 Westmount Heritage Study**
- P **Public Green Space**
- S **Semi-private or private Green Space of importance**



KEY MAP

Area Heritage Value: MEDIUM  
Degree of Homogeneity: HIGH



### List of Building Addresses with Categories

Cat	Address	Cat	Address	Cat	Address	Cat	Address
III	Place Alexis Nihon	II	Château Westmount Square (4175 St. Catherine St.)	I	No. 1 Wood Ave.	I*	Westmount Square
	De Maisonneuve						
II	3400						
II	3500						
II	4000						

## Defining characteristics of Character Area 31 The Towers of Westmount

The following are some of the *key defining characteristics* applying to the whole area.

**Use and typology:** All are multi-use complexes comprising of residential, office and commercial activity. Each of the projects are composed of high-rise buildings set on a broad mostly single story base.

**Siting:** Products of special zoning ordinances, each of the complexes respect stipulated setbacks.


**Heights and frontages:** All of the complexes comprise of at least one high-rise building of 20 storeys or more. The towers are almost always rectangular in plan, their longer sides ranging mostly between 40.0 - 50.0 m.

**Roofs:** Roofs are almost always flat without cornices.


**Facade materials:** Modern 20th century materials are employed on some buildings: concrete, metal and glass, and traditional materials on other buildings: brick and granite.

**Facade Treatments:** The modern facades of the towers are virtually all devoid of traditional ornamentation. However, the repetition of architectural elements on every floor add rhythm to the facades.

**Parking:** Interior parking is provided by each complex, almost always underground. Parking entry and exit structures are mostly designed to be inconspicuous from the street.



*The tall buildings line the south side of de Maisonneuve, contrasting with the low-rise buildings of the north side.*



*A striking example of the International Style, the metal and glass complex of Westmount Square was designed by Mies Van der Rohe in 1966.*